



Special canopies

Trimless canopy

CE

art.	Finish	
CT1 MWH	Sand White	
CT1 MBK	Sand Black	

Metal accessories painted in sand white or sand black for trimless installation of the suspensions.

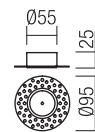
Maximum diameter of cable access hole 4,5 mm.

Accesorii din metal vopsit alb mat sau negru mat, pentru montajul trimless al suspensiilor.

Diametrul maxim al găurii de ieșire a cablului 4,5 mm.





Accessori in metallo verniciato bianco opaco o nero opaco per montaggio delle sospensioni a filo muro (trimless).

Diametro massimo del foro di uscita del cavo elettrico 4,5 mm.



Recessed canopy

CE

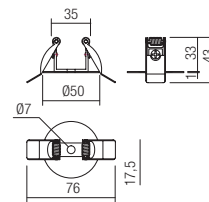
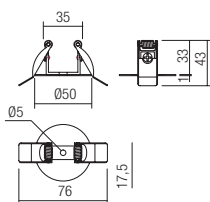
art.	Finish		Ø Cable
CR2 LED MWH	Sand White		Ø5mm
CR2 LED MBK	Sand black		Ø5mm
CR2 MWH	Sand White		Ø7mm
CR2 MBK	Sand black		Ø7mm

Round metal canopies for recessed mounting, painted in sand white or sand black, for installation of a single suspension.

Versions with maximum diameter of the cable access hole of 7 mm or 5 mm.



Baze rotunde cu montaj încastrat, din metal vopsit alb mat sau negru mat, pentru instalarea unei suspensii. Variante cu diametrul maxim al găurii de ieșire a cablului de 7 mm sau 5 mm.

Rosoni circolari per installazione ad incasso, in metallo verniciato bianco opaco o nero opaco, per montaggio di una singola sospensione. Variante con diametro massimo del foro di uscita del cavo elettrico da 7 mm oppure 5 mm.



Recessed canopy

CE

art.	Finish	
CR1 MWH	Sand White	
CR1 MBK	Sand black	

Round metal canopies, recessed installing, painted in sand white or sand black, for installation of a single suspension.

Maximum diameter of cable access hole 7mm.

Baze rotunde cu montaj încastrat, din metal vopsit alb mat sau negru mat, pentru montajul unei suspensii.

Diametrul maxim al găurii de ieșire a cablului 7 mm.

Rosoni circolari per installazione ad incasso, in metallo verniciato bianco opaco o nero opaco, per montaggio di una singola sospensione.

Diametro massimo del foro di uscita del cavo elettrico 7 mm.

